

Name: _____ Date: _____

Money problems

Solve problems involving money

You will need:

- 1p coins or other items, such as counters or buttons, to represent these
- yellow and blue coloured pencils

Thea has
15p.
She buys
a balloon.



How much does Thea have left?





p

Isaac has 8p.
His mum gives
him 8p more.



How much does Isaac have
altogether?

p



What to do

- Read both problems at the top together. Ask your child to work out the answer (they can use pennies or other items to help them), and to write the addition or subtraction number sentence.
- Then look at each purse in turn, and discuss with your child how to make the amount on the label in two different ways. Ask your child to colour the coins to show the amount, using yellow to show one way and blue to show another.



Ask your child to write and illustrate their own money problems involving addition and subtraction facts up to 15.